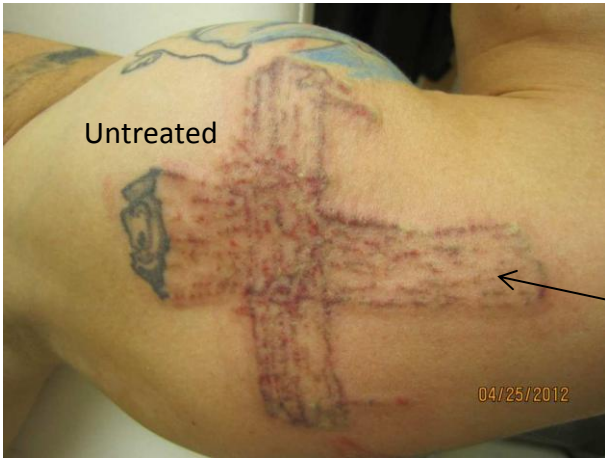




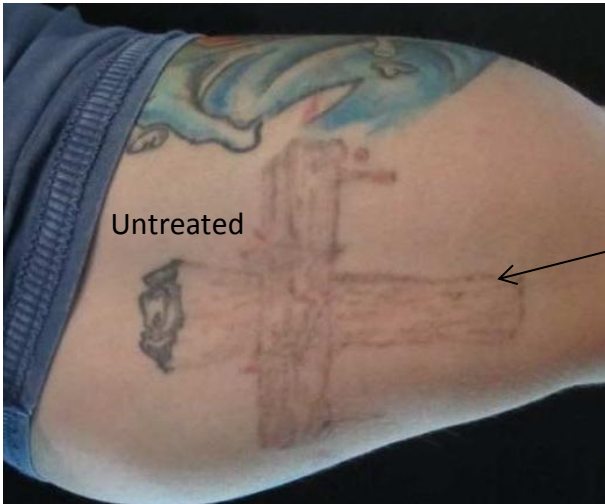
This is David's inside left bicep immediately before the C-4 treatment on April 25, 2012.

We then performed our C-4 treatment which consists of:

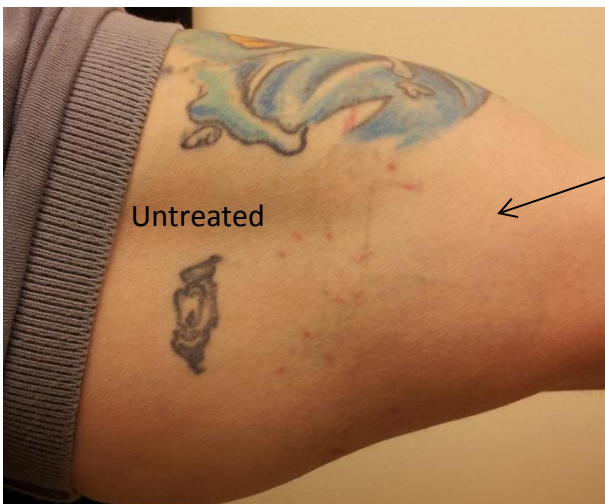
- 1 pass of fractional Co2.
- Topical numbing for 20 min.
- 3 passes of 1064 Q-switch, 20 min apart with cooling and topical between each pass.



This is David 30 min after the last pass of the C-4 treatment. Notice the untreated portion of the tattoo used as a control.



This is David 30 days post C-4 treatment.



This is David 3 years post C-4 treatment. No other tattoo removal treatments were performed. Notice that there were drops of red ink in the original tattoo.